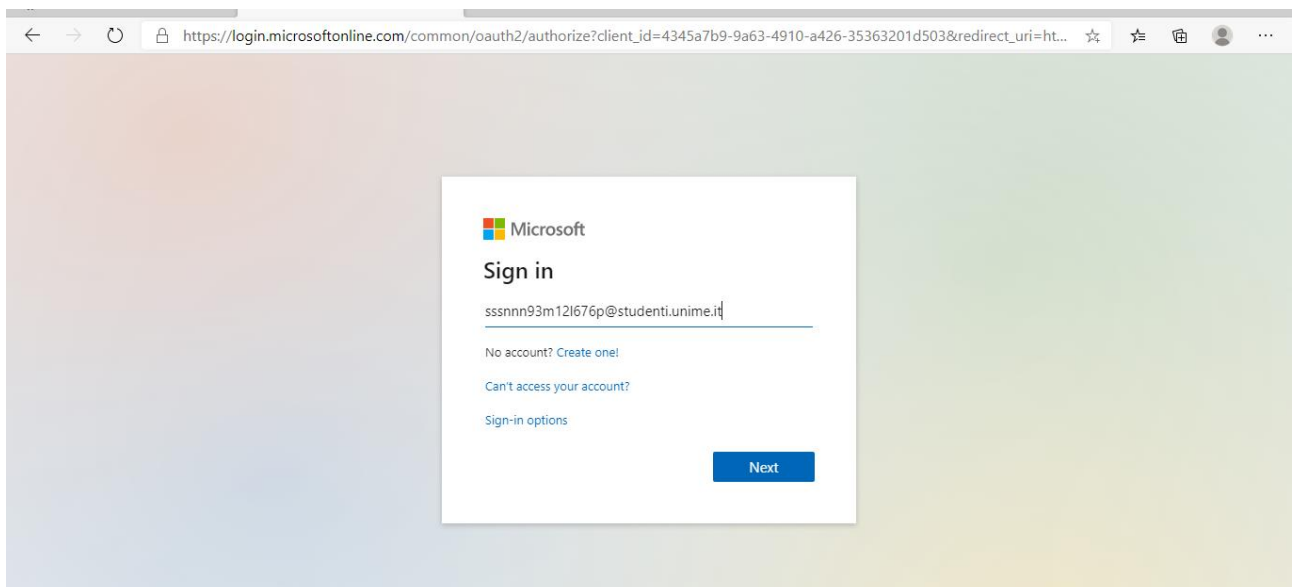
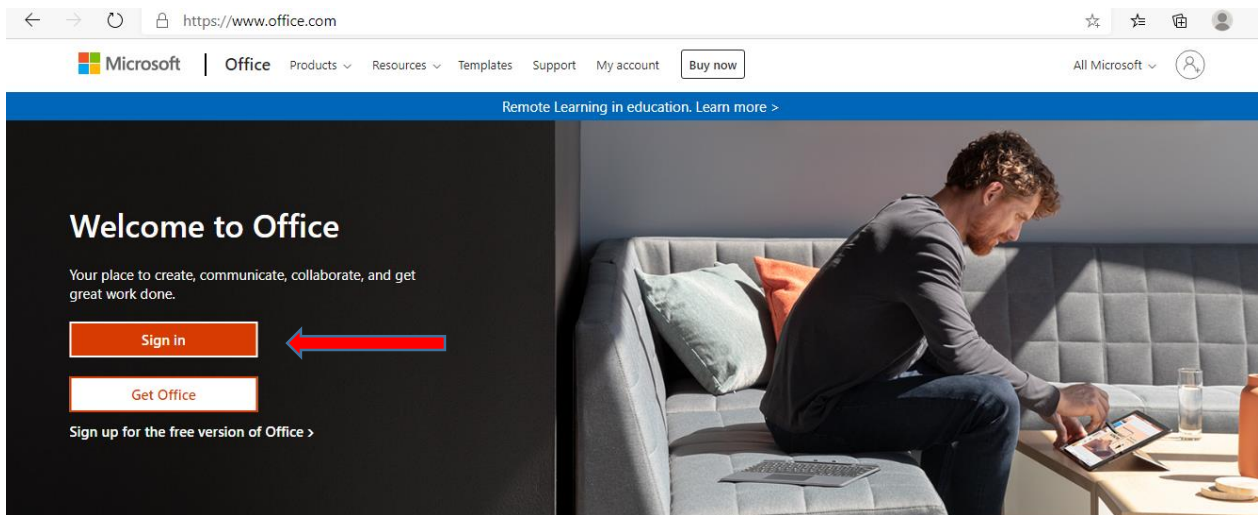


Microsoft account activation

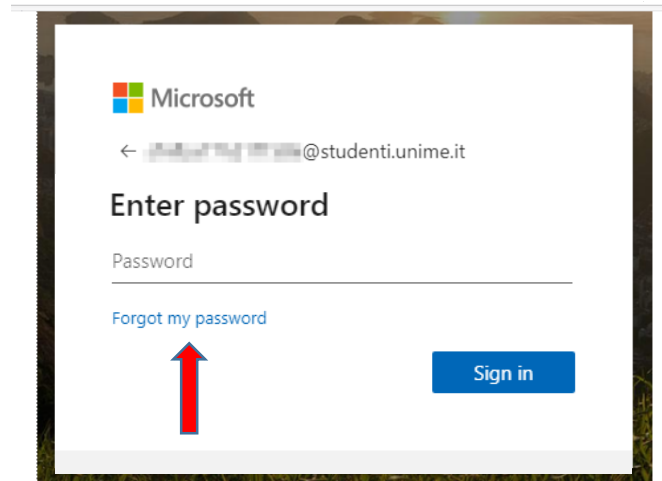
In order to use Teams each student has been set up for access, but the credentials have been reset for security reasons.

Go to office.com, click on "log in" and when prompted for credentials enter your student email [fiscalcode@studenti.unime.it]



The system requires a password, but that of the institutional account cannot be used. So you have to reset it.

Click on recover password



Microsoft

Get back into your account

verification step 1 >choose a new password

choose the contact method to use for verification

Sends an email message to the user's alternate email address

An email containing a verification code will be sent to the alternate email address (no*****@gmail.com)

Phone

Email

Microsoft

Get back into your account

verification step 1 >choose a new password

choose the contact method to use for verification

Sends an email message to the user's alternate email address

An email containing a verification code has been sent to the user's email address

Verify email

The address used is that of the personal e-mail box entered on Esse3, to which it will be sent an email with a verification code.

You will therefore have to consult your personal mailbox to read the code from enter on the verification page.


Microsoft


Get back into your account
verification step 1 >choose a new password

choose the contact method to use for verification

Sends an email message to the user's alternate email address

An email containing a verification code has been sent to the user's email address

958368  1

 2

New password creation on office.com

Microsoft

Get back into your account
verification step 1 ✓>choose a new password

New password entry

.....

Confirm new password

.....

Now that the password has changed, you can log into office.com with your new credentials.