




**UniME**  
since 1548



# Punta *su* UniMe


Per le aule di Ingegneria consultare i seguenti accessi

-  ~~Livello 3 ( )~~
-  Livello 2 (213, 321)
-  Livello 1 (203)

\*1




# Dip. di Ingegneria



**Accesso aule Ingegneria**

# Aula ERSU



**Accesso aule  
ERSU**